

Full Affiliates – PrestaShop Module
Product review

Installation:

1. Upload files:

Upload all files and folders from folder /modules/ using an FTP client.

2.Upload module through admin panel:

I. Log into Prestashop Admin Panel and go to Back Office -> Modules -> click on the

- UPLOAD A MODULE for Prestashop 1.7.x.x
- Add a new module for Prestashop 1.6.x.x;

II. Select the .zip file and upload module.

3. Install module:

Log into Prestashop Admin Panel and go to Back Office -> Modules -> **Content Management Modules** and install "**Full Affiliates**" module.

Configuration:

How to configure the "Full Affiliates" module.

I. Days to remember affiliate – here it can be set for how many days the affiliate of the customer will be remembered

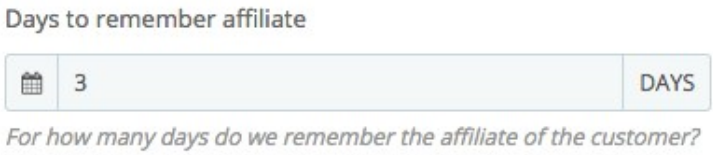

II. Days for current summary – here it can be set the number of days for the summary to be displayed



III. Minimum payment amount - here it can be set the minimum amount for which users can request a payment.

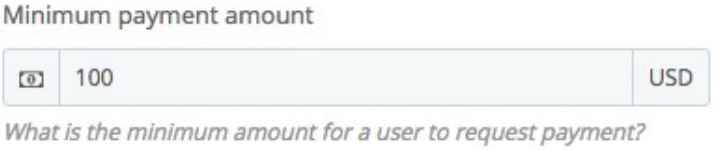

IV. Shipping taxes – enable or disable shipping taxes when the commission is calculated

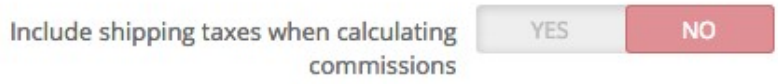

V. Tax rules – enable or disable tax rule when the commission is calculated



VI. Subtract cart rules – enable or disable cart rules when the commission is calculated

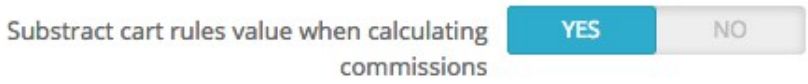

VII. Order states to approve commissions – choose on what order states does the system approve the commission for affiliates

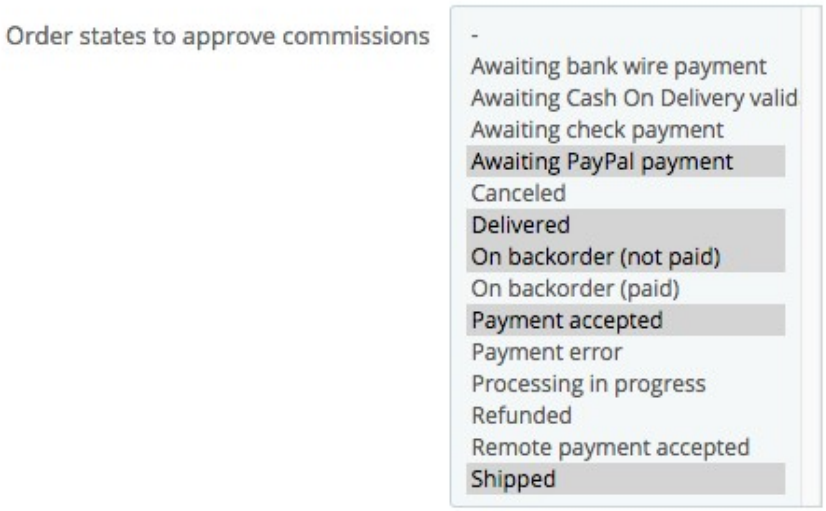

VIII. Order states to cancel commissions – choose on what order states does the system cancel the commission for affiliates

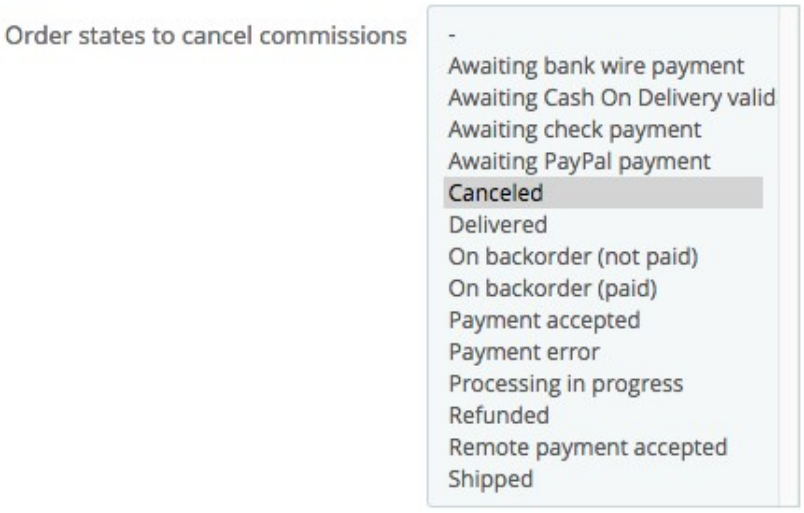

IX. Manual approval for the affiliates – choose if the new affiliates will have to be manually approved or not



XI. Make new customers affiliates directly – choose if the new customers will be affiliates by default or not



XII. Ask for affiliate's website – choose if the the new affiliates will have to provide a website during the registration process

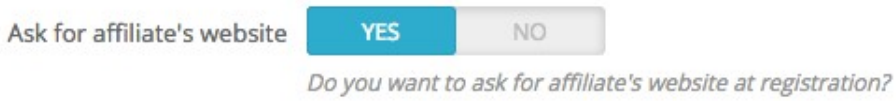

XIII. Enable Textarea at registration – choose if a Textarea will be displayed or not during the registration process



XIV. Textarea at registration required – choose if the Textarea displayed in the registration process is compulsory or not



XV. Textarea at registration label – insert some text / question (info required) connected to the registration textarea

Ex: "*How will you promote us?*" - So the new Affiliate will have to answer the question in the textarea.

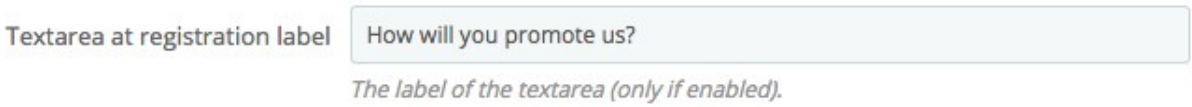

Disclaimer!

It is highly recommended to backup your server files and database before installing this module.

No responsibility can be taken for any adverse effects installation or advice may cause. Recommended you install on a test server initially to carry out your own testing.